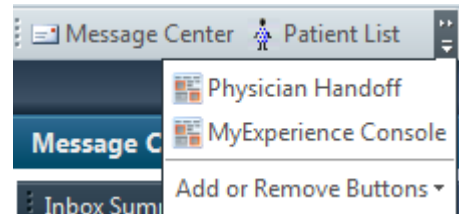
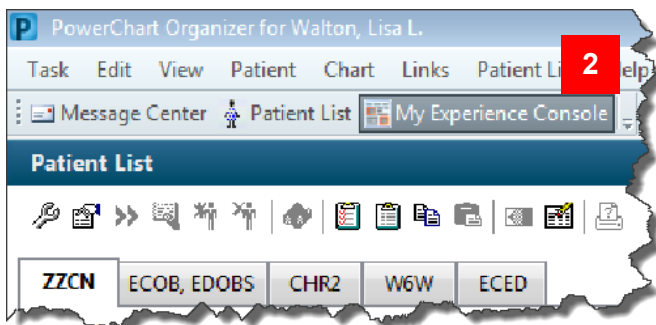


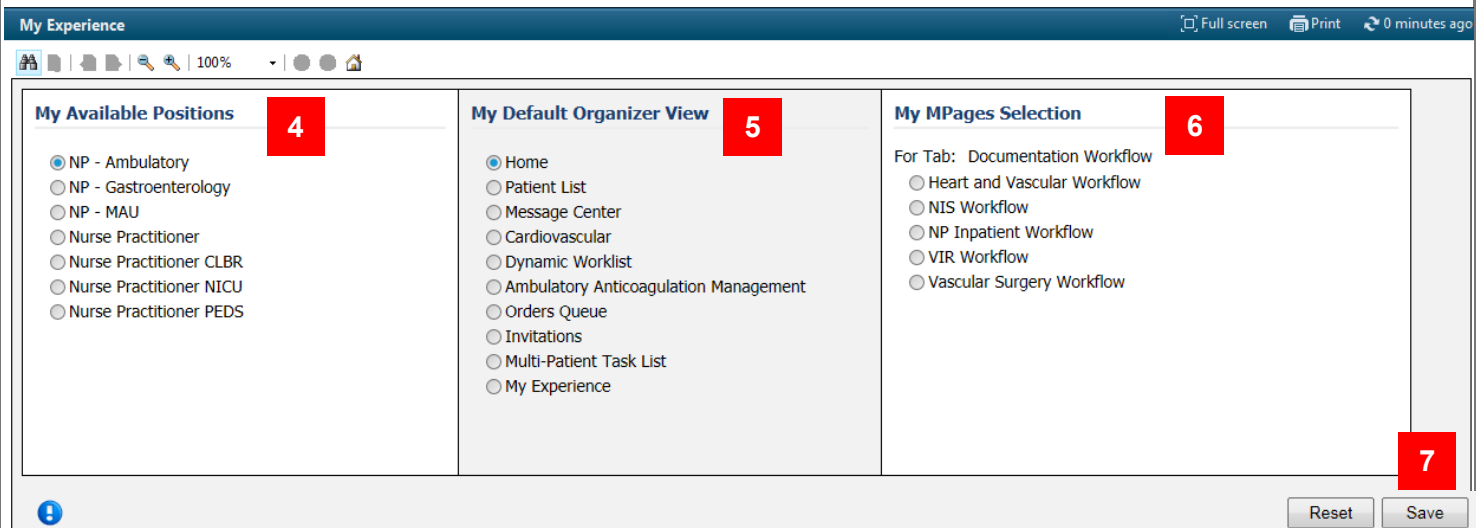
NEED TO SWITCH POWERCHART ROLES?

Use the **My Experience Console** tool to change your view.

1. Open PowerChart.
2. Click the **My Experience Console** button. (if you cannot see the button, click the dropdown in the toolbar to find the button)



3. On the My Experience Console, under My Available Positions your current position is filled in.
4. Under My Available Positions, select **the position to switch to**.
5. Under My Default Organizer View, select the **default page you want to display initially** when you log into this position.
6. Under My MPages Selection, select the **workflow you want to display when you open a chart** after you log into this position.



7. Click **Save**.
8. A pop-up will appear indicating you must log out for the change to take effect. Click **Log out**.
9. PowerChart will close and open again automatically.
10. The new view will be displayed and appropriate functionality will be available.
11. Repeat these steps to change your role back, as needed.

