

PowerChart Tip Sheet

Christiana Care Health System

2015 Enhancements-May

During the week of May 17th, new features will change your experience in PowerChart.

Items include:

- [Upgrade 2015 changes](#)
- [C Diff Alert Tool](#)





Upgrade 2015 Changes

On May 17, 2015, we will upgrade the Cerner Millennium code.

While most of the changes in this upgrade will not impact your work, you could notice the following:

Allergy Icons in FirstNet and SurgiNet

Beginning **May 17, 2015**, Allergy icons in FirstNet and SurgiNet will change. The new icons and descriptions are shown below.

Allergies icons	
	No Allergy information documented
	No Known Allergies
	Known Allergies
	No Known Medication Allergies

For all Providers:

Beginning **May 17, 2015**, a paste icon may appear after inserting a Dragon command.

Neurologic: [no headache, no dizziness, no paresthe
Psychiatric: [no anxiety, no depression]



What should I do?

Do not click on the paste icon. Continue your Dragon dictation or click any where on the page, except the paste icon.

The icon will then disappear.

Reminder:

When using pop-up windows, like Allergies to add information in PowerChart, it is best practice to click Apply after each addition to ensure the item is saved. If you click Cancel before clicking Apply, you will lose the unsaved information.

PowerChart Tip Sheet

Christiana Care Health System

2015 Enhancements-May

C Diff Risk with Antibiotic Alert Tool

What's the change?

Beginning **May 18, 2015**, when providers order a broad spectrum antibiotic for a high risk C Diff patient, a new tool will alert you to the high risk and provide recommendations for alternative treatment to consider.

When will I see the alert?

- Patient has diagnosis of C Diff or a positive C Diff CCHS lab result from CCHS, from any encounter.
- A broad spectrum antibiotics (IV/PO) is ordered.

What does the alert tell me?

1. **Antibiotic you ordered**
2. **Recommendations to consider:** These will change based on the patient.
3. **Actions to take:**
 - a. **Cancel:** Cancels antibiotic order and sends you back to Orders screen after clicking OK. Any other orders you placed will still be there. If only the antibiotic was ordered, you will sent back to the patient's chart.
 - b. **Continue:** Keeps antibiotic order on scratch pad (doesn't require you to specify an override reason). After clicking OK, order will be placed.
 - c. **Modify:** Modify the order based on recommendations. For example, add an end date on the antibiotic if one wasn't entered. After clicking OK, you will be sent back to Orders screen.
4. **Add order for:** If a probiotic is appropriate and not ordered, use this option to add a probiotic.
5. **Guidelines:** Click this button for the Infectious Disease treatment guidelines.
6. After reviewing and making your selections, click **OK**.

Discern: (1 of 1)

Cerner

Previous C Diff Disease

1 → An order has been initiated for a targeted broad-spectrum antibiotic **clindamycin** which poses a high risk for Clostridium difficile infection (CDI).

This patient has previously had CDI, additionally raising the risk for recurrent disease. Prophylactic vancomycin or metronidazole is *not appropriate*.

2 Consider the following:

- Using a more narrow spectrum antibiotic, if appropriate.
- Entering a stop date, if not already specified.
- Using a probiotic, if appropriate. Contraindications: central venous catheters, critically ill, immunosuppressed, receiving medications via feeding tubes.

3 Alert Action

☐ Cancel clindamycin

☐ Continue clindamycin

☐ Modify clindamycin - add a duration

4 Add Order for:

☐ Lactobacillus Acidophilus and Bulgaricus (Lactinex)

☐ Lactobacillus Acidophilus and Bulgaricus (Lactinex) Granules

5 Guidelines

6 OK